



CUSTOMER APPLICATION INFORMATION FORM

This information is required to properly configure an analyzer based on your specifications. Return completed form to sales@h2scan.com

1.0: CUSTOMER INFORMATION				H2scan USE ONLY	
Name		Date		CAI #	
Title				Date	
Company				Quote #	
Address		City		SEI #	
State/Province		Country		SO #	
Postal Code		End Customer			
Phone		Application			
E-mail Address		Project ID/Ref #			

2.0: PROCESS INFORMATION			
2.1: Gas Conditions at <input type="checkbox"/> ANALYZER or <input type="checkbox"/> SAMPLE TAP (Please indicate either analyzer or sample tap)			
Pressure	Gas Temperature	Flow Rate	Dew Point
	(min) to (max)	(min) to (max)	
<i>Recommended 1 atm at analyzer</i>	<i>Not to exceed 60 °C at analyzer</i>	<i>Recommended 0.1-10 slpm at analyzer</i>	<i>Must be non-condensing</i>
2.2: Environmental Conditions			
Analyzer Location:	Ambient Temperature	Analyzer Distance from Sample Tap:	
If Other, Please Explain:	(min) to (max)	Heat Traced Lines?	
2.3: Area Classification	2.4 Other Certifications?		
2.5: Sample Conditioning System from H2scan Requested: <input type="checkbox"/> Yes (Please provide details below) <input type="checkbox"/> No (Please continue to Section 3.0)			
Enclosure Needed?	System Type:	Instrument Air Available?	
Material:	Sample Gas Return:	Input Voltage:	
Viewing Window?	Min Outlet Pressure:		




3.0: GAS STREAM COMPONENTS					
It is critical that ALL elements present in the gas mixture are listed below. Any non-listed gases may affect the warranty of the analyzer. If the gas composition changes beyond the specified range below, analyzer performance may be impacted. Contact H2scan with an updated CAI.					
Background Gas: <input type="checkbox"/> Air <input type="checkbox"/> Other (If other, please fill out entire gas stream composition below.)					
	Concentration				
Gas Components	Min	Max	Nominal	Units	Comments
Hydrogen (H2)				<input type="checkbox"/> % or <input type="checkbox"/> ppm	
IS HYDROGEN ALWAYS PRESENT? <input type="checkbox"/> YES <input type="checkbox"/> NO If NO, please provide details below					
Process description:					
Nitrogen (N2)				<input type="checkbox"/> % or <input type="checkbox"/> ppm	
Oxygen (O2)				<input type="checkbox"/> % or <input type="checkbox"/> ppm	
Water (H2O)				<input type="checkbox"/> % <input type="checkbox"/> ppm <input type="checkbox"/> %RH	<i>(Must be non-condensing)</i>
Inert Gases (Ar, He, Ne, etc.)				<input type="checkbox"/> % or <input type="checkbox"/> ppm	
Carbon Dioxide (CO2)				<input type="checkbox"/> % or <input type="checkbox"/> ppm	
Hydrocarbons (C1 – C5)				<input type="checkbox"/> % or <input type="checkbox"/> ppm	<i>(Must be non-condensing)</i>
Hydrocarbons (C6+)				<input type="checkbox"/> % or <input type="checkbox"/> ppm	<i>(Must be non-condensing)</i>
Carbon Monoxide (CO)				<input type="checkbox"/> % or <input type="checkbox"/> ppm	<i>(Must be less than 20%)</i>
Hydrogen Sulfide (H2S)				<input type="checkbox"/> % or <input type="checkbox"/> ppm	<i>(Must be less than 3%)*</i>
Other				<input type="checkbox"/> % or <input type="checkbox"/> ppm	
Particulates				<input type="checkbox"/> Yes or <input type="checkbox"/> No	<i>(Less than 5 microns)</i>

* Up to 10% H2S possible for nominal extra charge

Comments:

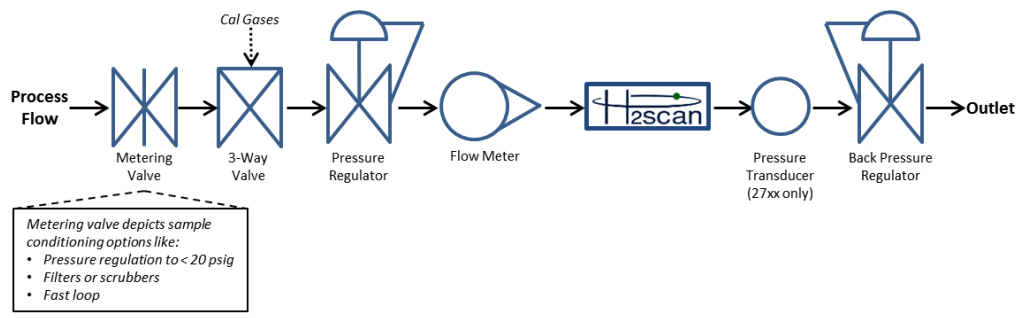
This information is used by H2scan to properly configure products that we warrant for the customer application. H2scan disclaims responsibility for any action taken in reliance upon customer provided information. Use of an H2scan product in conditions that differ from those provided here may void the warranty. H2scan accepts no liability for the consequences of any actions taken on the basis of the information provided, unless that information is subsequently confirmed in writing.

4.0: ANALYZER SELECTION (Please be sure to check ALL appropriate boxes below.)

	<input type="checkbox"/> HY-OPTIMA 7xxB Series 	<input type="checkbox"/> HY-OPTIMA 17xx Intrinsically Safe Series 	<input type="checkbox"/> HY-OPTIMA 27xx Explosion Proof Series  ATEX Certification: <input type="checkbox"/> Yes <input type="checkbox"/> No <i>(Note: ATEX limits pressure at analyzer to <1.1 Atm)</i>
Fittings	Default: ½ in. MNPT Thread Available: <input type="checkbox"/> ½ in. FNPT thread <input type="checkbox"/> -8 SAE/MS thread	Default: ½ in. MNPT Thread Available: <input type="checkbox"/> ½ in. FNPT thread <input type="checkbox"/> -8 SAE/MS thread	Default: ¾ in. Union Tee Compression Optional: <input type="checkbox"/> ¾ in. to ½ in. reducer (\$)
Power	Included: 4m Cable Optional: <input type="checkbox"/> 10m Cable (\$) Optional: <input type="checkbox"/> 12 VDC Power Supply (\$)	Included: 4m Armored Cable & Power Barrier Optional: <input type="checkbox"/> 10m IS Power Cable (\$) Optional: <input type="checkbox"/> 24 VDC IS Power Supply (\$)	Customer supplied
Serial Cable	Included: 4m Cable w/DB9 connector Optional: <input type="checkbox"/> 10m Cable (\$) Optional: <input type="checkbox"/> Serial to USB Adapter (\$)	Included: 4m Cable Optional: <input type="checkbox"/> 10m Cable (\$) Optional: <input type="checkbox"/> RS422 Serial Barrier (\$)	Customer supplied Optional: <input type="checkbox"/> Serial to USB Adapter (\$)
Relay Cable	Optional: <input type="checkbox"/> 4m Cable (\$) <input type="checkbox"/> 10m Cable (\$)	Optional: <input type="checkbox"/> Analog output barrier with relays (\$)	Customer supplied
Analog Output	Default: 4-20 mA Available: <input type="checkbox"/> 0-5 VDC	Included: 4-20 mA	Included: 4-20 mA
Serial Output	Default: RS-232 Available: <input type="checkbox"/> RS-422	Included: RS-422	Default: RS-232 Available: <input type="checkbox"/> RS-422
H2 Measurement Scale	% H2 (Low) <i>Default is 0-100%</i> % H2 (High) <i>(0-5% for 720B model)</i>	% H2 (Low) <i>Default is 0-100%</i> % H2 (High) <i>(0-5% for 1720 model)</i>	% H2 (Low) <i>Default is 0-100%</i> % H2 (High) <i>(0-5% for 2720 model)</i>
Relay Set Points	Alert (Amber LED): % H2 Alarm (Red LED): % H2	Alert (Amber LED): % H2 <i>Requires analog output barrier above (\$)</i> Alarm (Red LED): % H2	Alert (Amber LED): % H2 Alarm (Red LED): % H2
Other Options			Optional Paired Pressure Transducer: <input type="checkbox"/> Yes (\$)

(\$) - PLEASE CONTACT H2SCAN FOR CURRENT OPTION PRICING

H2scan Recommended Installation P&ID



Additional Comments:

This information is used by H2scan to properly configure products that we warrant for the customer application. H2scan disclaims responsibility for any action taken in reliance upon customer provided information. Use of an H2scan product in conditions that differ from those provided here may void the warranty. H2scan accepts no liability for the consequences of any actions taken on the basis of the information provided, unless that information is subsequently confirmed in writing.